

16 Series Medium Heavy Duty Casters

Made in the **USA**

CAPACITY TO 1250



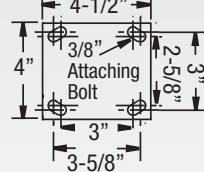
Premium Quality



Environmentally Friendly

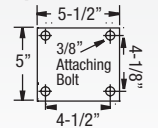


MOUNTING OPTIONS Standard Plate

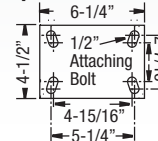


Special Order Plates

Optional D Plate



Optional K Plate



TYPICAL APPLICATIONS

- Shop/Distribution Carts
- Dollies
- Waste disposal trucks
- Warehouse trucks
- Floor Trucks

SWIVEL CROSS SECTION



+ For swivel models add "S", for rigid model add "R" to end of base caster number.

Wheel Diameter (Inches)	Tread Width (Inches)	Capacity (Lbs) (Rated for manual operation)	Overall Height (Inches)	Swivel Lead (Inches)	Approx. Wt. (Lbs)	Base Caster Number+
-------------------------	----------------------	---	-------------------------	----------------------	-------------------	---------------------

Neoprene on Aluminum (28 Precision Ball Bearing)

NP	Wheel Diameter (Inches)	Tread Width (Inches)	Capacity (Lbs)	Overall Height (Inches)	Swivel Lead (Inches)	Approx. Wt. (Lbs)	Base Caster Number+
	5	2	600	6 1/2	1 5/8		16NP05228
	6	2	700	7 1/4	1 3/4		16NP06228
	8	2	700	9 1/2	1 3/4		16NP08228

Moldon Rubber on Cast Iron (01 Roller Bearing)

MR	Wheel Diameter (Inches)	Tread Width (Inches)	Capacity (Lbs)	Overall Height (Inches)	Swivel Lead (Inches)	Approx. Wt. (Lbs)	Base Caster Number+
	4	1 1/2	250	5 5/8	1 11/16	5 3/4	16MR04101
	4	2	300	5 5/8	1 11/16	5 1/4	16MR04201
	5	1 1/2	350	6 1/2	1 5/8	6	16MR05101
	5	2	450	6 1/2	1 5/8	5 1/2	16MR05201
	6	2	500	7 1/4	1 3/4	8	16MR06201
	8	2	600	9 1/2	1 3/4	10 1/4	16MR08201

Heavy Duty Moldon Rubber on Cast Iron (01 Roller Bearing)

MH	Wheel Diameter (Inches)	Tread Width (Inches)	Capacity (Lbs)	Overall Height (Inches)	Swivel Lead (Inches)	Approx. Wt. (Lbs)	Base Caster Number+
	3 1/4	1 1/2	340	4 1/4	1 3/4	4 1/2	16MH03101
	4	1 1/2	400	5 5/8	1 11/16	5 3/4	16MH04101
	5	2	700	6 1/2	1 5/8	5 1/2	16MH05201
	6	2	820	7 1/4	1 3/4	8	16MH06201
	8	2	1000	9 1/2	1 3/4	10 1/4	16MH08201

FEATURES

- All caster rigs and many wheels **now made in the USA**
- **3 Year warranty**
- **New upper/Lower Raceway Rubber seals:** Optional rubber swivel raceway seals help protect casters
- **Improved zinc plated finish** for attractive appearance, better corrosion resistance and longer caster life
- **Bigger kingpin:** New bigger, stronger 3/4" kingpin on standard top plate
- **Top Plate & Yoke Base:** Cold formed from 1/4" steel plate. Yoke base is notched for factory or field-installable 4-position swivel lock
- **Swivel Section:** Smooth formed, hardened double ball bearing raceways minimize ball indentation and wear
- **Fork Legs:** 1/4" steel, formed to increase strength and welded to yoke base
- **Axle:** 1/2" diameter hollow axle complete with lock nut with straight roller and Delrin bearings. Axle is solid with ball, plain bore, and Oilex bearings
- **Wheel seals:** Nylon seal retaining/thrust washers
- **Lubrication:** Zerk fitting in swivel section and in recessed head of hollow axle on straight roller and Delrin bearing wheels
- Alternate or custom caster configurations available

RIG OPTIONS

- King bolt and nut specify **KB16**
- Neoprene sealed swivel section specify **SS02**
- NSF Listed for food service industry specify **NSF**
- Notched seal kit specify **SD016001**
- Unnotched seal kit specify **SD016002**
- **Optional Overall Heights** see notes at end of 16 Series section
- **Stainless steel versions** available, see page 78-79

BRAKE OPTIONS

To order, add brake code below to end of model. Example: 16XS06201ST

Total Lock specify T (4" to 8" models) specify optional 7 1/2" (HS-60) overall height model if ordering 6"

Grip Lock specify GL1

Cam specify CB1

Face specify FBA

Face specify FBB

Single Side specify SSB. Double Sided specify DSB

Face specify FBE

Poly Cam specify P

Swivel Lock (welded) specify L

Hand operated field installable swivel lock order **SL160000** separately

Foot operated field installable swivel lock order **SL160002** separately

BEARING OPTIONS



Note: Wheel capacities can change with each bearing type. Consult factory.

+ For swivel models add "S", for rigid model add "R" to end of base caster number.

Moldon Rubber on Aluminum (01 Roller Bearing)


MD	Wheel Diameter (Inches)	Tread Width (Inches)	Capacity (Lbs)	Overall Height (Inches)	Swivel Lead (Inches)	Approx. Wt. (Lbs)	Base Caster Number+
	4	1 1/2	250	5 5/8	1 11/16	4 3/4	16MD04101
	5	1 1/2	300	6 1/2	1 5/8	5	16MD05101
	6	2	550	7 1/4	1 3/4	6	16MD06201
	8	2	600	9 1/2	1 3/4	6 1/2	16MD08201

Continue on next page >>

+ For swivel models add "S", for rigid model add "R" to end of base caster number.

Wheel Diameter (Inches)	Tread Width (Inches)	Capacity (Lbs) (Based on manual operation)	Overall Height (Inches)	Swivel Lead (Inches)	Approx. Wt. (Lbs)	Base Caster Number+
-------------------------	----------------------	---	-------------------------	----------------------	-------------------	---------------------

Soft Rubber (01 Roller Bearing)


	RR	4	2	220	5 5/8	1 11/16	6	16RR04201
		5	2	325	6 1/2	1 5/8	6 1/2	16RR05201
		6	2	350	7 1/4	1 3/4	6 3/4	16RR06201

Monoprene Semi-Pneumatic (27 Radial Ball Bearing)


	SZ	6	2	250	7 1/4	1 3/4	5 1/2	16SZ06227
		8	2	280	9 1/2	1 3/4	6 1/2	16SZ08227

For grey tread specify "SV" wheel code (example 16SV05228).


Pneumatic (27 Radial Ball Bearing)

	SF	8	2	210	9 1/2	1 3/4	6 1/2	16SF08227
---	----	---	---	-----	-------	-------	-------	-----------

Eagle Polyurethane on Polypropylene (01 Roller Bearing)


	EG	4	2	600	5 5/8	1 11/16	5 3/4	16EG04201
		5	2	900	6 1/2	1 5/8	5 1/2	16EG05201
		6	2	1100	7 1/4	1 3/4	8	16EG06201
		8	2	1200	9 1/2	1 3/4	10 1/4	16EG08201

X-tra Soft (Flat Tread) (01 Roller Bearing)*

	XS	4	2	350	5 5/8	1 11/16	5 1/4	16XS04201
		5	2	375	6 1/2	1 5/8	5 1/2	16XS05201
		6	2	600	7 1/4	1 3/4	6	16XS06201
		8	2	675	9 1/2	1 3/4	6 1/2	16XS08201


Prevenz™ antimicrobial models available (Add PREV).
*Precision Ball (28) and Delrin (51) Bearings available.
Change "01" to other bearing code. Precision Ball example: 16XS04228. Delrin example: 16XS04251.

X-tra Soft (Round Tread) (01 Roller Bearing)*

	XR	6	2	450	7 1/4	1 3/4	5 1/2	16XR06201
		8	2	600	9 1/2	1 3/4	6 1/2	16XR08201

Prevenz™ antimicrobial models available (Add PREV).
*Precision Ball (28) and Delrin (51) Bearings available.
Change "01" to other bearing code. Precision Ball example: 16XR04228. Delrin example: 16XR04251.


Polypropylene (01 Roller Bearing)*

	PB	4	1 1/2	400	5 5/8	1 11/16	4 1/2	16PB04101
		4	2	450	5 5/8	1 11/16	4 1/2	16PB04201
		5	1 1/2	450	6 1/2	1 5/8	5	16PB05101
		5	2	550	6 1/2	1 5/8	5	16PB05201
		6	1 1/2	550	7 1/4	1 3/4	5 3/4	16PB06101
		6	2	750	7 1/4	1 3/4	6	16PB06201


8 2 850 9 1/2 1 3/4 5 1/2 16PB08201

*Delrin (51) Bearings or plain bore (41) models available.
Change "01" to other bearing code. Delrin example: 16PB04251.

White Polypropylene (41 Plain Bore)

	PW	4	2	450	5 5/8	1 11/16	4 1/2	16PW04241
		5	2	550	6 1/2	1 5/8	5	16PW05241
		6	2	650	7 1/4	1 3/4	6	16PW06241


High Temp Polypropylene (41 Plain Bore)

	RW	4	2	500	5 5/8	1 11/16	5	16RW04241
		5	2	650	6 1/2	1 5/8	5 1/2	16RW05241
		6	2	700	7 1/4	1 3/4	6	16RW06241
		8	2	900	9 1/2	1 3/4	6 1/2	16RW08241

+ For swivel models add "S", for rigid model add "R" to end of base caster number.


Wheel Diameter (Inches)	Tread Width (Inches)	Capacity (Lbs) (Based on manual operation)	Overall Height (Inches)	Swivel Lead (Inches)	Approx. Wt. (Lbs)	Base Caster Number+
-------------------------	----------------------	---	-------------------------	----------------------	-------------------	---------------------

Polyurethane on Aluminum (01 Roller Bearing)

	PD	4	1 1/2	600	5 5/8	1 11/16	4 1/2	16PD04101
		4	2	700	5 5/8	1 11/16	5	16PD04201
		5	1 1/2	720	6 1/2	1 5/8	5	16PD05101
		5	2	1050	6 1/2	1 5/8	5 1/4	16PD05201
		6	2	1230	7 1/4	1 3/4	5 3/4	16PD06201


8 2 1250 9 1/2 1 3/4 7 16PD08201

Polyurethane on Aluminum Round Tread (28 Precision Ball Bearing)

	AX	4	2	700	5 5/8	1 11/16	5 1/2	16AX04228
		5	2	1000	6 1/2	1 5/8	6	16AX05228
		6	2	1250	7 1/4	1 3/4	7	16AX06228
		8	2	1250	9 1/2	1 3/4	9	16AX08228


85 Shore A

Polyurethane on Aluminum Round Tread (28 Precision Ball Bearing)

	PM	5	2	1000	6 1/2	1 5/8	6	16PM05228
		6	2	1250	7 1/4	1 3/4	7	16PM06228
		8	2	1250	9 1/2	1 3/4	9	16PM08228


95 Shore A

Polyurethane on Aluminum Round Tread (28 Precision Ball Bearing)

	PM 80A	5	2	1000	6 1/2	1 5/8	6	16PM0522880A
		6	2	1250	7 1/4	1 3/4	7	16PM0622880A
		8	2	1250	9 1/2	1 3/4	9	16PM0822880A


80 Shore A To Specify Rigid or Swivel, insert "R" or "S" before "80A".
Example: 16PY08228R80A.

Polyurethane on Cast Iron (01 Roller Bearing)

	PY	3 1/4	1 5/8	420	4 1/4	1 3/4	4 1/4	16PY03101
		4	2	750	5 5/8	1 11/16	7	16PY04201
		5	2	1050	6 1/2	1 5/8	8	16PY05201
		6	2	1200	7 1/4	1 3/4	9 3/4	16PY06201
		8	2	1250	9 1/2	1 3/4	10	16PY08201


Made in the USA 80A Durometer available, add "80A" to end of caster number.
80A capacity reduced by approximately 20%.
Swivel example: 16PY06201S80A.

Polyurethane on Polypropylene (01 Roller Bearing)

	XA	4	2	600	5 5/8	1 11/16	4 1/4	16XA04201
		5	2	750	6 1/2	1 5/8	4 3/4	16XA05201
		6	2	900	7 1/4	1 3/4	5 1/2	16XA06201
		8	2	1000	9 1/2	1 3/4	7 1/2	16XA08201


Prevenz™ antimicrobial models available.
Add PREV to end of caster number.

V-Grooved Solid Polyurethane (02 Drawn Cup Roller Bearing)*

	XV	4	2	300	5 5/8	1 11/16	4 1/2	16XV04202
		5	2	300	6 1/2	1 5/8	5	16XV05202
		6	2	300	7 1/4	1 3/4	5 1/4	16XV06202
		8	2	300	9 1/2	1 3/4	5 3/4	16XV08202

Made in the USA *Delrin (52) Bearings models available.
Change "02" to other bearing code. Example: 16XV04252.

X-Treme™ Solid Polyurethane (01 Roller Bearing)*

	XI	4	2	1000	5 5/8	1 11/16	5	16XI04201
		5	2	1000	6 1/2	1 5/8	5 1/2	16XI05201
		6	2	1000	7 1/4	1 3/4	6 1/4	16XI06201
		8	2	1000	9 1/2	1 3/4	8	16XI08201

Made in the USA *Drawn Cup Roller (02), Bronze (22), Pedestal Precision (28), and Delrin (51) bearings available. Change "01" to other bearing code. Pedestal Precision example: 16XI04229.

Continue on next page >>

Continued from previous page

+ For swivel models add "S", for rigid model add "R" to end of base caster number.

X-Treme™ Plus Solid Polyurethane (01 Roller Bearing)*

Wheel Diameter (Inches)	Tread Width (Inches)	Capacity (Lbs) (Based on manual operation)	Overall Height (Inches)	Swivel Lead (Inches)	Approx. Wt. (Lbs)	Base Caster Number+
4	2	1250	5 ⁵ / ₈	1 ¹¹ / ₁₆	5	16XP04201
5	2	1200	6 ¹ / ₂	1 ⁵ / ₈	5 ¹ / ₂	16XP05201
6	2	1250	7 ¹ / ₄	1 ³ / ₄	6 ¹ / ₄	16XP06201
8	2	1250	9 ¹ / ₂	1 ³ / ₄	8	16XP08201

*Drawn Cup Roller (02), Bronze (22), Pedestal Precision (29), and Delrin (51) bearings available. Change "01" to other bearing code. Pedestal Precision example: 16XP04229.

Phenolic (01 Roller Bearing)

Wheel Diameter (Inches)	Tread Width (Inches)	Capacity (Lbs) (Based on manual operation)	Overall Height (Inches)	Swivel Lead (Inches)	Approx. Wt. (Lbs)	Base Caster Number+
3 ¹ / ₄	1 ¹ / ₂	600	4 ¹ / ₄	1 ³ / ₄	4 ¹ / ₂	16TM03101
3 ¹ / ₄	2	700	4 ¹ / ₄	1 ³ / ₄	4 ¹ / ₂	16TM03201
4	1 ¹ / ₂	600	5 ⁵ / ₈	1 ¹¹ / ₁₆	4 ¹ / ₂	16TM04101
4	2	800	5 ⁵ / ₈	1 ¹¹ / ₁₆	5	16TM04201
5	1 ¹ / ₂	600	6 ¹ / ₂	1 ⁵ / ₈	5 ¹ / ₄	16TM05101
5	2	1000	6 ¹ / ₂	1 ⁵ / ₈	5 ¹ / ₄	16TM05201
6	1 ¹ / ₂	800	7 ¹ / ₄	1 ³ / ₄	5 ¹ / ₂	16TM06101
6	2	1200	7 ¹ / ₄	1 ³ / ₄	6 ¹ / ₄	16TM06201
8	2	1250	9 ¹ / ₂	1 ³ / ₄	8	16TM08201

Straight Sided Phenolic (01 Roller Bearing)

Wheel Diameter (Inches)	Tread Width (Inches)	Capacity (Lbs) (Based on manual operation)	Overall Height (Inches)	Swivel Lead (Inches)	Approx. Wt. (Lbs)	Base Caster Number+
4	2	1000	5 ⁵ / ₈	1 ¹¹ / ₁₆	5	16TH04201
5	2	1200	6 ¹ / ₂	1 ⁵ / ₈	5 ¹ / ₂	16TH05201
6	2	1250	7 ¹ / ₄	1 ³ / ₄	6 ¹ / ₄	16TH06201

Maxim® (01 Roller Bearing)*

Wheel Diameter (Inches)	Tread Width (Inches)	Capacity (Lbs) (Based on manual operation)	Overall Height (Inches)	Swivel Lead (Inches)	Approx. Wt. (Lbs)	Base Caster Number+
3 ¹ / ₄	2	700	4 ¹ / ₄	1 ³ / ₄	5	16NG03201
4	2	800	5 ⁵ / ₈	1 ¹¹ / ₁₆	5	16NG04201
5	2	1000	6 ¹ / ₂	1 ⁵ / ₈	5 ¹ / ₂	16NG05201
6	2	1200	7 ¹ / ₄	1 ³ / ₄	6 ¹ / ₄	16NG06201
8	2	1250	9 ¹ / ₂	1 ³ / ₄	8	16NG08201

Prevenz™ antimicrobial models available. Add PREV to end of caster number.

*Drawn Cup Roller (02), Bronze (22), Pedestal Precision (29), and Delrin (51) bearings available. Change "01" to other bearing code. Pedestal Precision example: 16NG04229.

Glass Filled Polypropylene (01 Roller Bearing)

Wheel Diameter (Inches)	Tread Width (Inches)	Capacity (Lbs) (Based on manual operation)	Overall Height (Inches)	Swivel Lead (Inches)	Approx. Wt. (Lbs)	Base Caster Number+
4	2	800	5 ⁵ / ₈	1 ¹¹ / ₁₆		16RT04201
5	2	1000	6 ¹ / ₂	1 ⁵ / ₈		16RT05201
6	2	1200	7 ¹ / ₄	1 ³ / ₄		16RT06201
8	2	1250	9 ¹ / ₂	1 ³ / ₄		16RT08201

Heavy Duty Glass Filled Nylon (01 Roller Bearing)

Wheel Diameter (Inches)	Tread Width (Inches)	Capacity (Lbs) (Based on manual operation)	Overall Height (Inches)	Swivel Lead (Inches)	Approx. Wt. (Lbs)	Base Caster Number+
4	2	800	5 ⁵ / ₈	1 ¹¹ / ₁₆		16DT04201
5	2	1200	6 ¹ / ₂	1 ⁵ / ₈		16DT05201
6	2	1250	7 ¹ / ₄	1 ³ / ₄		16DT06201
8	2	1250	9 ¹ / ₂	1 ³ / ₄		16DT08201

High Temp Glass Filled Nylon (01 Roller Bearing)

Wheel Diameter (Inches)	Tread Width (Inches)	Capacity (Lbs) (Based on manual operation)	Overall Height (Inches)	Swivel Lead (Inches)	Approx. Wt. (Lbs)	Base Caster Number+
4	2	800	5 ⁵ / ₈	1 ¹¹ / ₁₆		16HT04201
5	2	1000	6 ¹ / ₂	1 ⁵ / ₈		16HT05201
6	2	1200	7 ¹ / ₄	1 ³ / ₄		16HT06201
8	2	1250	9 ¹ / ₂	1 ³ / ₄		16HT08201

Trionix™ High Impact Polymer (28 Precision Ball Bearing)

Wheel Diameter (Inches)	Tread Width (Inches)	Capacity (Lbs) (Based on manual operation)	Overall Height (Inches)	Swivel Lead (Inches)	Approx. Wt. (Lbs)	Base Caster Number+
4	2	1250	5 ⁵ / ₈	1 ¹¹ / ₁₆	7	16NX04228
5	2	1250	6 ¹ / ₂	1 ⁵ / ₈	8	16NX05228
6	2	1250	7 ¹ / ₄	1 ³ / ₄	9 ³ / ₄	16NX06228
8	2	1250	9 ¹ / ₂	1 ³ / ₄	10	16NX08228

+ For swivel models add "S", for rigid model add "R" to end of base caster number.

Solid Elastomer (28 Precision Ball Bearing)

Wheel Diameter (Inches)	Tread Width (Inches)	Capacity (Lbs) (Based on manual operation)	Overall Height (Inches)	Swivel Lead (Inches)	Approx. Wt. (Lbs)	Base Caster Number+
4	2	1000	5 ⁵ / ₈	1 ¹¹ / ₁₆	7	16SE04228
5	2	1000	6 ¹ / ₂	1 ⁵ / ₈	8	16SE05228
6	2	1100	7 ¹ / ₄	1 ³ / ₄	9 ³ / ₄	16SE06228
8	2	1200	9 ¹ / ₂	1 ³ / ₄	10	16SE08228

White Nylon (01 Roller Bearing)

Wheel Diameter (Inches)	Tread Width (Inches)	Capacity (Lbs) (Based on manual operation)	Overall Height (Inches)	Swivel Lead (Inches)	Approx. Wt. (Lbs)	Base Caster Number+
5	2	600	6 ¹ / ₂	1 ⁵ / ₈	6	16NW05201
6	2	900	7 ¹ / ₄	1 ³ / ₄	7	16NW06201
8	2	1100	9 ¹ / ₂	1 ³ / ₄	8 ¹ / ₂	16NW08201

Cast Iron (01 Roller Bearing)

Wheel Diameter (Inches)	Tread Width (Inches)	Capacity (Lbs) (Based on manual operation)	Overall Height (Inches)	Swivel Lead (Inches)	Approx. Wt. (Lbs)	Base Caster Number+
3 ¹ / ₄	1 ¹ / ₂	400	4 ¹ / ₄	1 ³ / ₄	4 ¹ / ₂	16CA03101
3 ¹ / ₄	2	700	4 ¹ / ₄	1 ³ / ₄	6 ³ / ₄	16CA03201
4	1 ¹ / ₂	600	5 ⁵ / ₈	1 ¹¹ / ₁₆	6	16CA04101
4	1 ⁷ / ₈	1000	5 ⁵ / ₈	1 ¹¹ / ₁₆	7	16CA04201
5	1 ¹ / ₂	600	6 ¹ / ₂	1 ⁵ / ₈	6 ³ / ₄	16CA05101
5	1 ⁷ / ₈	1250	6 ¹ / ₂	1 ⁵ / ₈	8	16CA05201
6	1 ¹ / ₂	800	7 ¹ / ₄	1 ³ / ₄	7 ³ / ₄	16CA06101
6	1 ⁷ / ₈	1250	7 ¹ / ₄	1 ³ / ₄	9 ³ / ₄	16CA06201
8	2	1250	9 ¹ / ₂	1 ³ / ₄	12 ¹ / ₂	16CA08201

Heavy Duty Cast Iron (01 Roller Bearing)

Wheel Diameter (Inches)	Tread Width (Inches)	Capacity (Lbs) (Based on manual operation)	Overall Height (Inches)	Swivel Lead (Inches)	Approx. Wt. (Lbs)	Base Caster Number+
5	2	1250	6 ¹ / ₂	1 ⁵ / ₈	9	16CH05201
6	2	1250	7 ¹ / ₄	1 ³ / ₄	11	16CH06201
8	2	1250	9 ¹ / ₂	1 ³ / ₄	14	16CH08201

Dropped Forged Steel (01 Roller Bearing)*

Wheel Diameter (Inches)	Tread Width (Inches)	Capacity (Lbs) (Based on manual operation)	Overall Height (Inches)	Swivel Lead (Inches)	Approx. Wt. (Lbs)	Base Caster Number+
4	1 ¹ / ₂	1250	5 ⁵ / ₈	1 ¹¹ / ₁₆	7	16FS04101
5	1 ³ / ₄	1250	6 ¹ / ₂	1 ⁵ / ₈	8 ³ / ₄	16FS05201
6	2	1250	7 ¹ / ₄	1 ³ / ₄	9 ³ / ₄	16FS06201

*Tapered Roller bearings (09) available. Change "01" to other bearing code. (Example: 16FS04109).

V-Grooved Cast Iron (01 Roller Bearing)*

Wheel Diameter (Inches)	Tread Width (Inches)	Capacity (Lbs) (Based on manual operation)	Overall Height (Inches)	Swivel Lead (Inches)	Approx. Wt. (Lbs)	Base Caster Number+
4	2	800	5 ⁵ / ₈	1 ¹¹ / ₁₆	7	16VG04201
5	2	800	6 ¹ / ₂	1 ⁵ / ₈	8 ³ / ₄	16VG05201
6	2	1000	7 ¹ / ₄	1 ³ / ₄	9 ³ / ₄	16VG06201

*Tapered Roller bearings (09) available. Change "01" to other bearing code. (Example: 16VG04109).

Ductile Iron Crowned Tread (01 Roller Bearing)

Wheel Diameter (Inches)	Tread Width (Inches)	Capacity (Lbs) (Based on manual operation)	Overall Height (Inches)	Swivel Lead (Inches)	Approx. Wt. (Lbs)	Base Caster Number+
5	2	1250	6 ¹ / ₂	1 ⁵ / ₈	9	16FR05201
6	2	1250	7 ¹ / ₄	1 ³ / ₄	11	16FR06201
8	2	1250	9 ¹ / ₂	1 ³ / ₄	14	16FR08201

*Tapered Roller bearings (09) and Precision Ball (28) available. Tapered Roller example: 16FR05209.

Note: Ductile Iron Flat Tread (FM) models available. Change FR wheel code to FM. Example: 12FM05201.

Optional Overall Heights all 16 Series Models:

Wheel Dia.	Overall Height	Swivel Lead	Swivel Specify	Rigid Specify	Wheel Dia.	Overall Height	Swivel Lead	Swivel Specify	Rigid Specify
3-1/4"	5-1/4"	1-11/16"	HS42	HR42	6"	6-7/8"	2-1/2"	HS56	HR56
4"	5-1/4"	1-11/16"	HS86	HR86	6"	7-3/8"	1-3/4"	HS59	HR59
5"	6-1/8"	1-11/16"	HS50	HR50	6"	7-1/2"	1-7/8"	HS60	HR60
5"	6-3/4"	1-3/4"	HS54	HR54	8"	10"	1-3/4"	HS81	HR81